



Res-Q Earth ReCycle Race →

©Rodro2017

How to Make your Rescue Earth ReCycle Game

1. Print the Rescue Earth ReCycle Game materials.
2. Color both sides of your game board before you glue them to the cardboard.
3. Glue your game board pages onto 8.5" x 11" pieces of cardboard (Like the back of a standard size legal pad of paper) and tape them together on the back.
4. To make your Earth and Creature Cards you have 2 options:
 - Option-1: Print the top of the cards and their messages on opposite sides of a piece of paper and then cut them out.
 - Option-2: Print the top of the cards and their messages on separate pieces of paper, cut them out and glue them together.
5. Recycle 12 bottle caps. You will need 4 sets of 3. You can color match colors, paint them, or design each set however you like.
6. Now, all you need is a 6-sided die, or a 6-space spinner and you are ready to play.

CONGRATULATIONS!
HAVE FUN RESCUING THE EARTH!

Res-Q Earth ReCycle Race →

©Rodro2017

How To Play:

1. Role the die to see who goes first.
2. Each player starts with one bottle cap on the board and takes turns rolling the die to advance.
3. If you land on an Earth or Creature Card, read the card and follow the directions.
4. If you land on a star, take the tube-slide to advance, and you can take a card but only if you want to.
5. Tube-slides only go forwards. If you land on the back end of a tube, do not slide backward.
6. When your cap recycles, start your next one. If your cap recycles before you move all your spaces, you may use the extra spaces for your next cap.
7. The "Piggyback" card is a special bonus. It means that you can put a second bottle cap on the one that is already in play on the game board. The second bottle cap rides piggyback on the first bottle cap so that you can recycle both of them at the same time. Whatever happens to one cap happens to both.
8. The first player to recycle all of her/his bottle caps is the winner!

Res-Q Earth ReCycle Race →

©Rodro2017

Game Pieces:

- Game board
- 12 bottle caps (4 sets of 3, each set a different design or color)
- 20 Earth Cards
- 20 Creature Cards
- 1 die (Six-sided)

The Objective:

The objective of the game is to be the first player to recycle all of your bottle caps.

Setup:

1. Open the game board and place it in the center of the players. (If you are making your game form "Do It Yourself" on the Rodro website, follow the directions for making the game board, cards, and pieces.)
3. Shuffle the Earth and Creature cards and place them on their spaces on the board.
4. Each player chooses a set of 3 bottle caps as his/her playing pieces.

Option-1: Print the Creature Card messages on the other side of this page and then cut them out.

Option-2: Print this page and the Creature Card messages separate, cut them out and glue them together.

<i>Creature Card</i> @Rodro2017	<i>Creature Card</i> @Rodro2017	<i>Creature Card</i> @Rodro2017	<i>Creature Card</i> @Rodro2017	<i>Creature Card</i> @Rodro2017
<i>Creature Card</i> @Rodro2017	<i>Creature Card</i> @Rodro2017	<i>Creature Card</i> @Rodro2017	<i>Creature Card</i> @Rodro2017	<i>Creature Card</i> @Rodro2017
<i>Creature Card</i> @Rodro2017	<i>Creature Card</i> @Rodro2017	<i>Creature Card</i> @Rodro2017	<i>Creature Card</i> @Rodro2017	<i>Creature Card</i> @Rodro2017
<i>Creature Card</i> @Rodro2017	<i>Creature Card</i> @Rodro2017	<i>Creature Card</i> @Rodro2017	<i>Creature Card</i> @Rodro2017	<i>Creature Card</i> @Rodro2017
<i>Creature Card</i> @Rodro2017	<i>Creature Card</i> @Rodro2017	<i>Creature Card</i> @Rodro2017	<i>Creature Card</i> @Rodro2017	<i>Creature Card</i> @Rodro2017

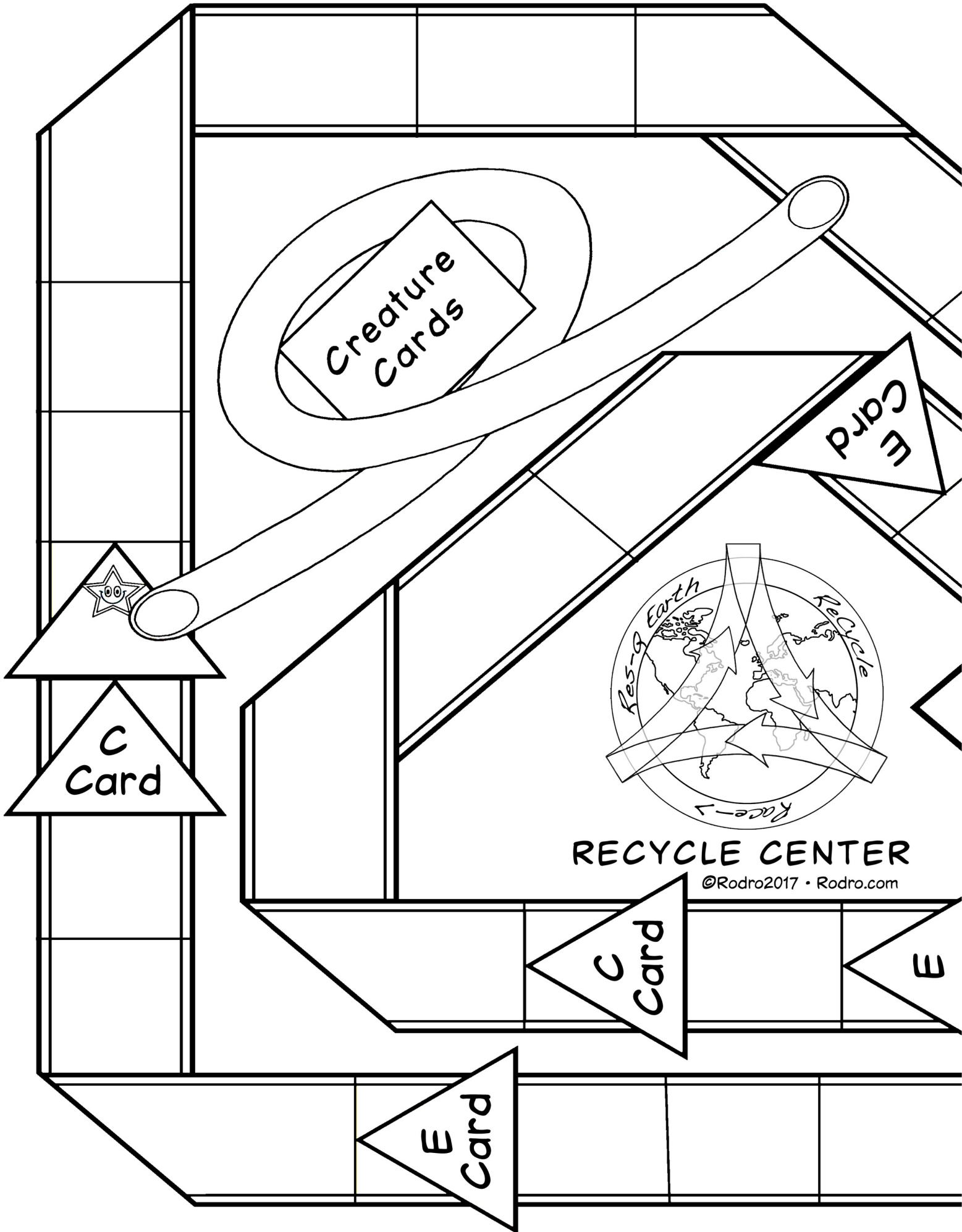
<p>You saved a worm from drowning in your pool. Go ahead 2 spaces.</p>	<p>You rescued a baby Tiger when poachers killed her mom. Go ahead 3 spaces.</p>	<p>You and your friends helped to rescue a whale stuck on the beach. Go ahead 10 spaces.</p>	<p>You helped release rescued pelicans to the wild. Go ahead 5 spaces.</p>
<p>You helped to rehabilitate an injured squirrel. Go ahead 5 spaces.</p>	<p>You volunteered to help clean oiled birds after the BP oil spill. Go ahead 8 spaces.</p>	<p>You found a home for a stray dog. Go ahead 4 spaces.</p>	<p>You found homes for abandoned kittens. Go ahead 6 spaces.</p>
<p>You got your dog neutered. Go ahead 4 spaces.</p>	<p>You cleaned up fishing line from the shore of a lake. Go ahead 3 spaces.</p>	<p>You didn't cut the six-pack's plastic rings before throwing them away. Go back 3 spaces.</p>	<p>A turtle choked on a plastic bag that flew off your boat. Go back 5 spaces.</p>
<p>You stepped on an ant. Go back 3 spaces.</p>	<p>You accidentally hit a praying mantis with the lawn mower. Go back 3 spaces.</p>	<p>You shot a bird with your bb gun. Go back 10 spaces.</p>	<p>You and your friends threw rocks at a rabbit. Go back 5 spaces.</p>
<p>You forgot to feed your hamster. Go back 3 spaces.</p>	<p>You forgot to clean your fish tank. Go back 3 spaces.</p>	<p>"PIGGY-BACK!"</p>	<p>"PIGGY-BACK!"</p>

Option-1: Print the Earth Card messages on the other side of this page and then cut them out.

Option-2: Print this page and the Earth Card messages separate, cut them out and glue them together.

Earth Card @Rodro2017	Earth Card @Rodro2017	Earth Card @Rodro2017	Earth Card @Rodro2017	Earth Card @Rodro2017
Earth Card @Rodro2017	Earth Card @Rodro2017	Earth Card @Rodro2017	Earth Card @Rodro2017	Earth Card @Rodro2017
Earth Card @Rodro2017	Earth Card @Rodro2017	Earth Card @Rodro2017	Earth Card @Rodro2017	Earth Card @Rodro2017
Earth Card @Rodro2017	Earth Card @Rodro2017	Earth Card @Rodro2017	Earth Card @Rodro2017	Earth Card @Rodro2017

<p>You lead your community to stop a local factory from polluting a river. Go ahead 6 spaces.</p>	<p>You put ladybugs in your garden instead of pesticides. Go ahead 4 spaces.</p>	<p>You helped to clean up garbage on the beach. Go ahead 4 spaces.</p>	<p>You helped to plant beach grass to protect the shore. Go ahead 4 spaces.</p>	<p>You used 2 paper towels when you only needed 1. Go back 3 spaces.</p>
<p>You planted a tree. Go ahead 3 spaces.</p>	<p>You convinced your parent's to buy select-a-size paper towels. Go ahead 2 spaces.</p>	<p>You pulled a plastic bag out of the ocean and saved a turtle. Go ahead 5 spaces.</p>	<p>You convinced your parents to buy a hybrid car. Go ahead 5 spaces.</p>	<p>You left the water running while you brushed your teeth. Go back 3 spaces.</p>
<p>You convinced your parent's to buy environmentally friendly cleaning products. Go ahead 4 spaces.</p>	<p>You convinced your parent's to buy solar panels. Go ahead 5 spaces.</p>	<p>You always walk to the bus stop instead of driving. Go ahead 3 spaces.</p>	<p>You installed energy efficient light bulbs. Go ahead 3 spaces.</p>	<p>"PIGGY-BACK!"</p>
<p>You installed energy saving multi-switches for ghost lights. Go ahead 3 spaces.</p>	<p>You convinced your parent's to buy Palm oil free products. Go ahead 4 spaces.</p>	<p>Your city neighborhood planted gardens on the rooftops. Go ahead 4 spaces.</p>	<p>You drank from a plastic bottle instead of a reusable one. Go back 2 spaces.</p>	<p>"PIGGY-BACK!"</p>



Creature
Cards

E
Card

C
Card



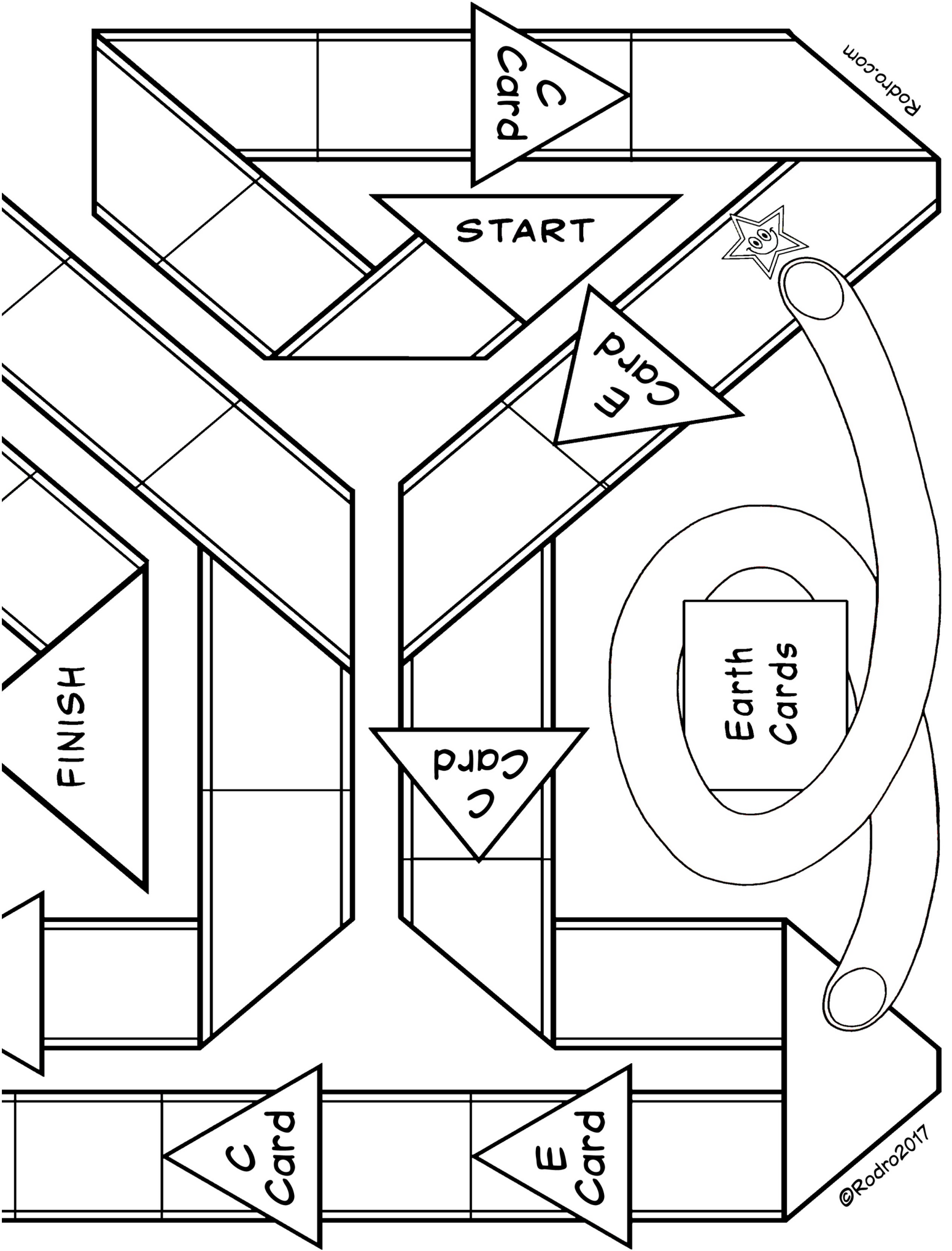
RECYCLE CENTER

@Rodro2017 • Rodro.com

C
Card

E

E
Card



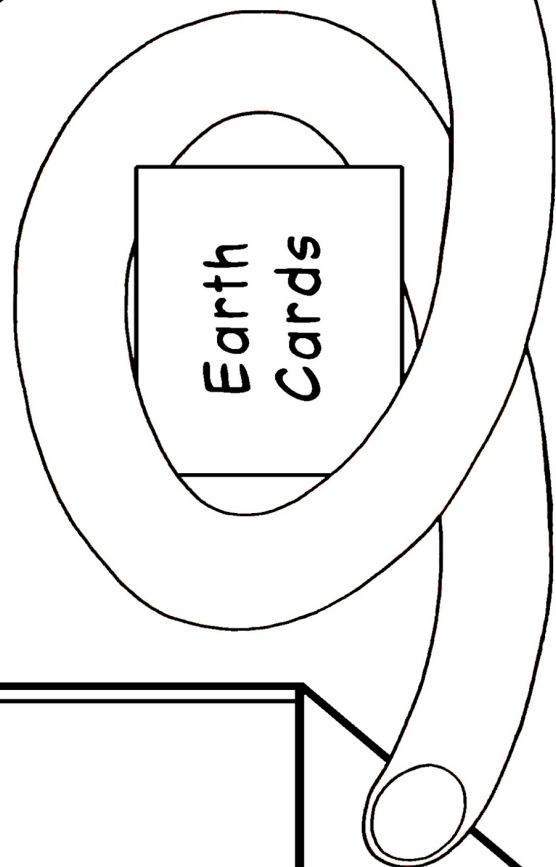
Rodro.com

Card
C

START



Card
E



Earth
Cards

Card
C

FINISH

Card
C

Card
E

©Rodro2017

